



District Report Card: 2017


State: Gujarat	District: Banas Kantha
Class: 8	Subject: Mathematics
Schools: 51	Students: 1394


Participation/Coverage


Students

GENDER 	Boys		Girls	
	Number	%	Number	%
	790	56.67	604	43.33

AREA 	Rural		Urban	
	Number	%	Number	%
	1283	92.04	111	7.96

CATEGORY 	SC		ST		OBC		GEN	
	Number	%	Number	%	Number	%	Number	%
	155	11.12	177	12.70	967	69.37	95	6.81

CWSN 	LD	VI	HI	S&LD	ID	Oth
	1	1	0	0	4	3

Management 	Government		Government-aided	
	Number	%	Number	%
	1339	96.05	55	3.95

Average Performance of Students in Mathematics (%)

Overall	Gender		Area		Management		Social Group			
	Male	Female	Rural	Urban	Govt.	Aided	SC	ST	OBC	GEN
56.40	55.45	57.64	57.39	44.92	57.34	33.58	57.16	54.92	56.68	55.02

Performance on Learning Outcomes (LOs)

Learning Outcomes	Description	Average Performance(%)
M601	Solves problems involving large numbers by applying appropriate operations	52.29
M606	Solves problems on daily life situations involving addition and subtraction of fractions / decimals	61.17
M620	Finds out the perimeter and area of rectangular objects in the surroundings like floor of the class room, surfaces of a chalk box etc.	61.38
M621	Arranges given/collected information in the form of table, pictograph and bar graph and interprets them	57.74
M702	Interprets the division and multiplication of fractions	48.42
M705	Solves problems related to daily life situations involving rational numbers	42.83
M706	Uses exponential form of numbers to simplify problems involving multiplication and division of large numbers	54.31
M707	Adds/subtracts algebraic expressions	70.95
M710	Solves problems related to conversion of percentage to fraction and decimal and vice versa	65.66
M717	Finds out approximate area of closed shapes by using unit square grid/graph sheet	38.25
M719	Finds various representative values for simple data from her/his daily life contexts like mean, median and mode	63.19
M721	Interprets data using bar graph	75.43
M801	Generalizes properties of addition, subtraction, multiplication and division of rational numbers through patterns	31.18
M802	Finds rational numbers between two given rational numbers	54.89
M803	Proves divisibility rules of 2, 3, 4, 5, 6, 9 and 11	64.61
M804	Finds squares, cubes, square roots and cube roots of numbers using different methods	63.22
M808	Uses various algebraic identities in solving problems of daily life	61.93
M812	Verifies properties of parallelogram and establishes the relationship between them through reasoning	48.95
M818	Finds surface area and volume of cuboidal and cylindrical object	39.80
M819	Draws and interprets bar charts and pie charts	63.27

Range of Performance of Students who Answered Correctly							
Below 30%		30% - 50%		50% - 75%		Above 75%	
Number	%	Number	%	Number	%	Number	%
221	15.85	295	21.16	604	43.33	274	19.66

Lowest Performing Learning Outcomes (LOs)

1 - Generalizes properties of addition, subtraction, multiplication and division of rational numbers through patterns (31.18)

2 - Finds out approximate area of closed shapes by using unit square grid/graph sheet (38.25)

3 - Finds surface area and volume of cuboidal and cylindrical object (39.80)

4 - Solves problems related to daily life situations involving rational numbers (42.83)

5 - Interprets the division and multiplication of fractions (48.42)